

# COVID-19 Racial Disparities in Testing, Infection, Hospitalization, and Death: Analysis of Epic Patient Data

Lily Rubin-Miller, Christopher Alban, Samantha Artiga, and Sean Sullivan

## Summary

This analysis builds on a continually [growing body of research](#) on racial disparities in COVID-19 by examining testing, infection, hospitalization, and death by race and ethnicity among patients in the Epic health record system. It contributes to the research in this area by providing insight into the experiences of a large patient population across a range of states and health systems, examining variation in the level of care patients required at the time they tested positive for COVID-19 by race and ethnicity, and assessing the extent to which underlying sociodemographic characteristics and health conditions explain racial disparities in hospitalization and death. Overall, it shows that, despite being at increased risk of exposure to the virus, people of color did not have markedly higher testing rates compared to White patients and were more likely to be positive when tested and to require a higher level of care at the time they tested positive. Moreover, it builds on previous research showing people of color have higher rates of hospitalization and death due to COVID-19 by finding that these disparities persist after controlling for sociodemographic characteristics and underlying health conditions. Key findings include:

- **Differences in testing rates by race and ethnicity were small, but people of color were more likely, compared to White patients, to be positive when tested and to require a higher level of care at the time they tested positive for COVID-19.** Although there were not large differences in testing by race and ethnicity, among those tested, Hispanic patients were over two and a half times more likely to have a positive result (311 per 1,000) and Black and Asian patients were nearly twice as likely to test positive (219 and 220 per 1,000, respectively) compared to White patients (113 per 1,000). Further, larger shares of Black, Hispanic, and Asian patients were in an inpatient setting when they tested positive for COVID-19 compared to White patients, and they also were more likely to require oxygen or ventilation at the time of diagnosis.
- **Black, Hispanic, and Asian patients had significantly higher rates of infection, hospitalization, and death compared to their White counterparts.** The infection rate for Hispanic patients was nearly three times as high as the rate in White patients (142 vs .46 per 10,000), and the rate among Black patients was over two times as high (107 per 10,000). The hospitalization rate for Hispanic patients was more than four times as high as the rate in White patients (30.4 vs. 7.4 per 10,000), and the rate in Black patients was over three times as high (24.6 per 10,000). Death rates for both groups were over twice as high as the rate for White patients (5.6 and 5.6

compared to 2.3 per 10,000). Asian patients also faced significant disparities in these measures.

- **Racial disparities in hospitalization and death persisted among positive patients even after controlling for certain sociodemographic factors and underlying differences in health, with Asian patients exhibiting the highest relative risk.** Among patients who tested positive for COVID-19, Black, Hispanic, and Asian patients remained at higher risk for hospitalization and death compared to White patients with similar sociodemographic characteristics and underlying health conditions. Asian patients were at the highest risk relative to White patients, followed by Hispanic and Black patients.

As previously [documented](#), the higher infection rate among people of color likely reflects their increased risk of exposure to coronavirus due to their work, living, and transportation situations. They are more likely to be working in low-income jobs that cannot be done from home, to be living in larger households in densely populated areas, and to utilize public or shared modes of transportation. Despite being at increased risk of exposure to the virus, people of color did not have markedly higher testing rates compared to White patients and were more likely to be positive when tested and to require a higher level of care at the time they tested positive for COVID-19. These findings suggest that people of color may face increased barriers to testing that contribute to delays in them obtaining testing until they are in more serious condition.

The higher hospitalization and death rates among patients of color, in part, reflect higher infection rates and [higher rates of underlying health conditions](#) as well as social and economic inequities and barriers to care. However, the persistence of disparities after controlling for COVID-19 infection, certain sociodemographic factors, and underlying health conditions show that differences in these underlying factors do not fully explain the disparities in hospitalization and death. This finding suggests that other factors, including racism and discrimination, are negatively affecting their health outcomes through additional avenues.

Together, the findings point to the importance of considering health equity in COVID-19 response and relief efforts and health care more broadly, and, in particular, improving access to testing before individuals develop severe illness in order to slow the spread of infections. They also illustrate the importance of considering a wide array of factors both within and beyond the health care system and addressing structural and systemic racism and discrimination as root causes as part of efforts to address health disparities. These efforts will be key for narrowing the disparate effects of COVID-19, ensuring equitable distribution of treatments and a vaccine as they are developed, and preventing widening disparities in health care more broadly looking forward.

## Introduction

A continually [growing body of research](#) consistently shows people of color are bearing a disproportionate burden of COVID-19 cases, deaths, and hospitalizations and that they may face barriers to testing. For example, [KFF analysis](#) of state reported data shows that Black individuals account for more cases and deaths relative to their share of the population in most states reporting data. Other [analysis of state-reported data](#) finds higher mortality rates among Black and American Indian and Alaska Native (AIAN) people, disparities for Asian and Native Hawaiian and Pacific Islander (NHOPI) individuals in certain areas, and a recent rise in mortality rates for

NHOPI and Hispanic people. [Data](#) also show that Black, Hispanic, and AIAN people are at increased risk of hospitalization due to COVID-19. Information on testing by race and ethnicity has been limited but suggests people of color may face increased barriers to testing.

This analysis builds on this body of research by examining COVID-19 testing, infection, hospitalization, and death as of July 2020 by race and ethnicity among active patients in the Epic health record system, which includes 53 health systems representing 399 hospitals across 21 states (see Methods for more details). It contributes to the research in this area by providing insight into the experiences of a large patient population across a range of states and health systems, examining variation in the acuity of patients by race and ethnicity at the time they test positive for COVID-19, and assessing whether racial disparities in hospitalization and death persist after controlling for sociodemographic characteristics and underlying health conditions.

## Overview of the Epic Population

The analysis is based on Epic Health Research Network (EHRN) and KFF analysis of data for roughly 50 million patients in the Epic health record system who have interacted with the health system in the past two years and have known race and ethnicity. Findings are presented for Black, Hispanic, Asian, and White patients. Due to data limitations, we do not present findings for smaller population groups, including AIAN and NHOPI patients, or people who report multiple races. As availability of data for smaller population groups increases over time, it may allow for future analyses focused on the experiences of these populations.

The Epic active patient population includes somewhat higher shares of Black and White patients and lower shares of Hispanic and Asian patients compared to the total U.S. population. For example, among the Epic active patient population, 15% of patients are Black, 10% are Hispanic, 3% are Asian and 69% are White. Among the total U.S. population, 13% of individuals are Black, 19% are Hispanic, 6% are Asian, and 60% are White. Just over half of the active patient population is female (54%), similar to the share of the overall U.S. population (51%). The active patient population includes a smaller share of children under age 19 compared to the total population (13% vs. 24%) and a larger share of adults age 65 or older (24% vs. 16%).

## Key Findings

We examined overall rates of testing, infection, hospitalization and death associated with COVID-19 among the total active population by race and ethnicity. In addition, we assessed the share of positive cases among individuals tested and the level of care individuals required at the time they tested positive by race/ethnicity.

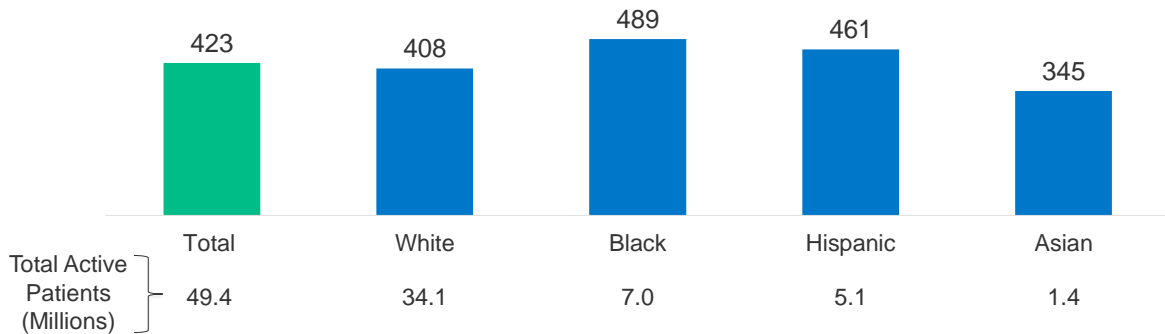
### Testing, Positivity Rates, and Level of Care at Time Tested

**There were small differences in rates of testing by race and ethnicity.** Black and Hispanic patients were slightly more likely to be tested compared to White patients (489 and 461 vs. 408 per 10,000) while the testing rate among Asian patients was lower compared to White patients (345 vs. 408 per 10,000) (Figure 1).

Figure 1

## COVID-19 Testing Rate among Active Epic Patients by Race/Ethnicity, as of July 2020

Share of active Epic patients who received a COVID-19 test, per 10,000:



NOTE: Rates for Black, Hispanic, and Asian patients are statistically significantly different from White patients at the  $p < 0.05$  level. Persons of Hispanic origin may be of any race but are categorized as Hispanic; other groups are non-Hispanic. Data for other racial groups not shown due to insufficient data.

SOURCE: Epic and KFF analysis of Epic Health Record System COVID-19 related data as of July 2020.

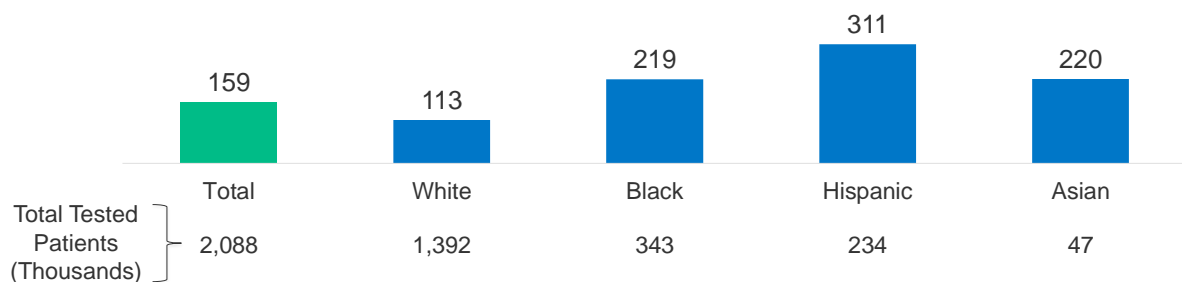


**Among those tested, Black, Hispanic, and Asian patients were more likely than White patients to test positive for the virus.** Hispanic patients had the highest positivity rate, which was over two and half times higher than the rate for White patients (311 vs. 113 per 1,000) (Figure 2). Black and Asian patients were nearly twice as likely to test positive (219 and 220 per 1,000, respectively) compared to White patients (113 per 1,000).

Figure 2

## Positive COVID-19 Test Rate Among Active Epic Patients by Race/Ethnicity, as of July 2020

Share of tested active Epic patients who tested positive, per 1,000:

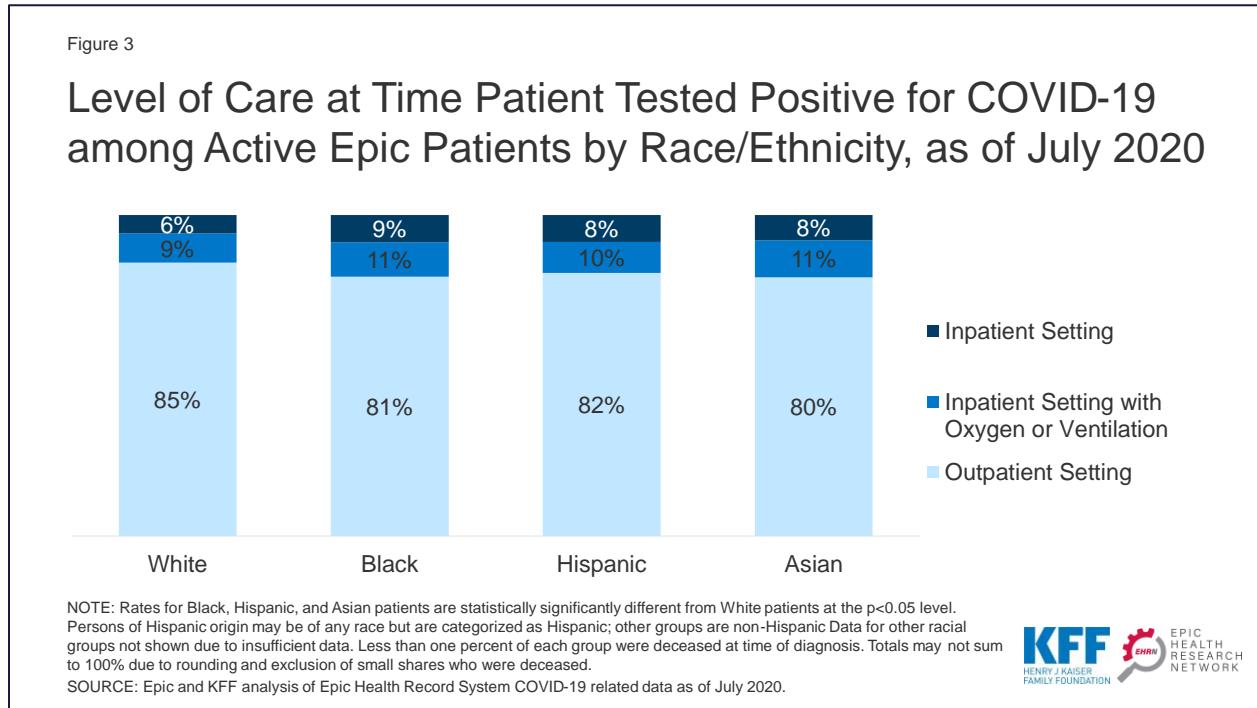


NOTE: Rates for Black, Hispanic, and Asian patients are statistically significantly different from White patients at the  $p < 0.05$  level. Persons of Hispanic origin may be of any race but are categorized as Hispanic; other groups are non-Hispanic. Data for other racial groups not shown due to insufficient data.

SOURCE: Epic and KFF analysis of Epic Health Record System COVID-19 related data as of July 2020.



**Black, Hispanic, and Asian patients also required a higher level of care at the time they tested positive for COVID-19 compared to White patients.** Larger shares of Black, Hispanic, and Asian patients were in an inpatient setting when they tested positive for COVID-19 compared to White patients (Figure 3). They also were more likely to require oxygen or ventilation at the time of they tested positive.



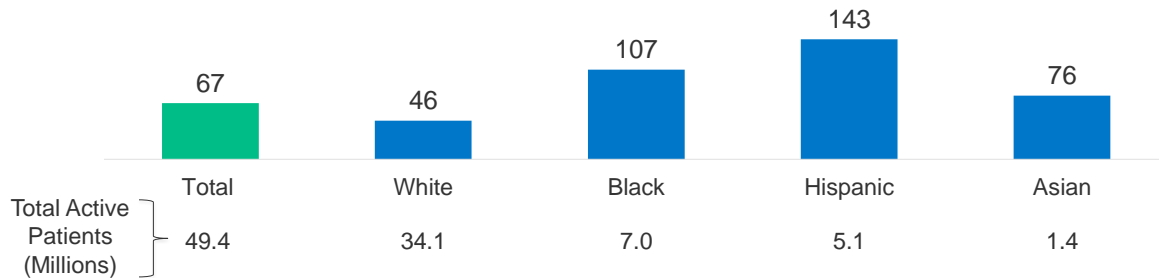
## Infection, Hospitalization, and Death Rates

**Overall, Black, Hispanic, and Asian patients had significantly higher rates of infection compared to White patients.** Infection rates among Black and Hispanic patients were over two and three times higher, respectively, compared to the rate for White patients (107 and 143 vs. 46 per 10,000) (Figure 4). The infection rate among Asian patients was also significantly higher than the rate for White patients (76 vs. 46 per 10,000).

Figure 4

## COVID-19 Cases among Active Epic Patients by Race/Ethnicity, as of July 2020

Share of active Epic patients with a positive COVID-19 case, per 10,000:



NOTE: Rates for Black, Hispanic, and Asian patients are statistically significantly different from White patients at the  $p < 0.05$  level. Persons of Hispanic origin may be of any race but are categorized as Hispanic; other groups are non-Hispanic. Data for other racial groups not shown due to insufficient data.

SOURCE: Epic and KFF analysis of Epic Health Record System COVID-19 related data as of July 2020.

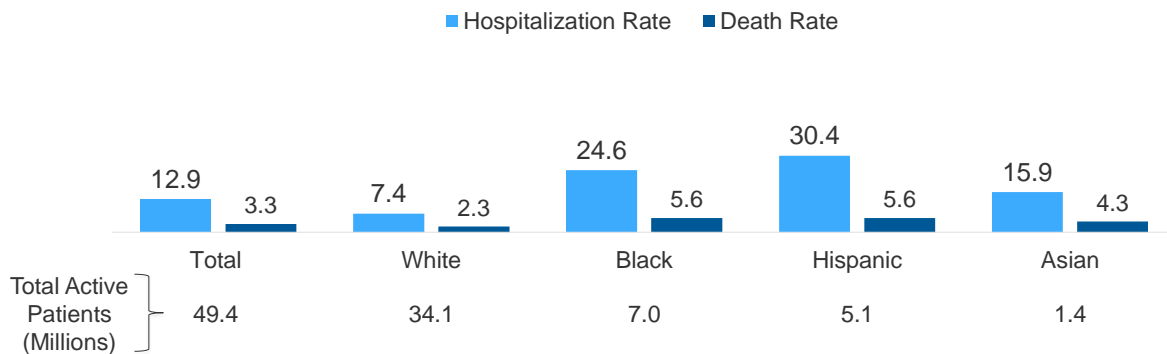


**Black, Hispanic, and Asian patients also had significantly higher rates of hospitalization and death due to COVID-19 compared to White patients.** The hospitalization rates for Black and Hispanic patients were three and nearly four times higher, respectively, compared to the rate for White patients (24.6 and 30.4 vs. 7.4 per 10,000), and their death rates were over twice as high as the rate for White patients (5.6 and 5.6 vs. 2.3 per 10,000) (Figure 5). Asian patients also faced significant disparities in these measures.

Figure 5

## COVID-19 Hospitalization and Death Rates among Active Epic Patients by Race/Ethnicity, as of July 2020

Share of active Epic patients who were hospitalized and share who died, per 10,000:



NOTE: Rates for Black, Hispanic, and Asian patients are statistically significantly different from White patients at the  $p < 0.05$  level. Persons of Hispanic origin may be of any race but are categorized as Hispanic; other groups are non-Hispanic. Data for other racial groups not shown due to insufficient data.

SOURCE: Epic and KFF analysis of Epic Health Record System COVID-19 related data as of July 2020.



## Risk of Hospitalization and Death by Race/Ethnicity

Building on our examination of hospitalization and death rates, we conducted statistical analysis to assess whether racial disparities in hospitalization and death persist after controlling for certain sociodemographic characteristics and underlying conditions that are known to increase risk of illness and death. This analysis provides insight into the extent to which racial disparities in hospitalization and death are explained by differences in these underlying factors.

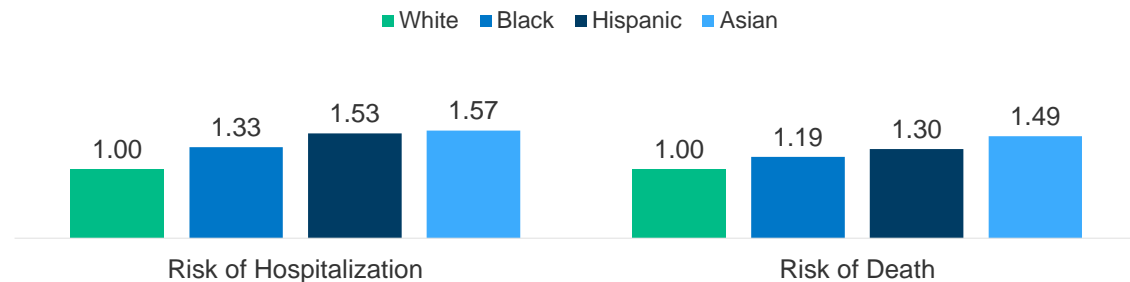
In this analysis, we controlled for age, sex, and health conditions that a previous [EHRN analysis](#) had identified as being significantly associated with higher risk of hospitalization and death (including, hypertension, diabetes, heart failure, chronic obstructive pulmonary disease (COPD), cerebrovascular disease or stroke, and obesity). We also controlled for social vulnerability based on where each person lives, using the CDC's [Social Vulnerability Index](#). The CDC's Social Vulnerability Index identifies the level of social vulnerability associated with a census area based on 15 social factors, including poverty, income, employment, education, age, household composition, housing, transportation, and racial/ethnic distribution. It was developed to help public health officials and emergency response planners identify and map the communities that will most likely need support before, during, and after a hazardous event.

**Among patients who tested positive for COVID-19, people of color remained at increased risk for hospitalization and death after controlling for sociodemographic factors and underlying health conditions.** Asian patients were at the highest risk relative to White patients, followed by Hispanic and Black patients. Specifically, Asian patients were 57% more likely to be hospitalized and 49% more likely to die than White patients with the same age, sex, social vulnerability, and comorbidities (Figure 6). Similarly, Hispanic patients were 53% and 30% more likely to be hospitalized and die compared to White patients with similar characteristics and underlying health conditions, and Black patients were 33% and 19% more likely to be hospitalized and die after controlling for these factors. These findings show that differences in these underlying sociodemographic factors and health conditions do not fully explain the higher rates of hospitalization and death experienced by people of color. They suggest that other factors, including racism and discrimination, are negatively affecting COVID-19 health outcomes through additional avenues that are not captured by these measures, as discussed further below.

Figure 6

## Risk of Hospitalization and Death among Epic Patients who Tested Positive for COVID-19

Probability of experiencing hospitalization or death compared to White patients with similar sociodemographic characteristics and underlying health conditions:



NOTE: Persons of Hispanic origin may be of any race but are categorized as Hispanic; other groups are non-Hispanic. Data for other racial groups not shown due to insufficient data. Values shown are hazard ratios after controlling for age, sex, geographic social vulnerability, and select comorbidities.

SOURCE: Epic and KFF analysis of Epic Health Record System COVID-19 related data as of July 2020.



## Implications

Consistent with other research, these findings show that, among patients across a range of health systems and states, people of color were at significantly increased risk for infection from coronavirus compared to their White counterparts. As previously [documented](#), people of color face increased risk of exposure to coronavirus due to their living, working, and transportation situations. They are more likely to be working in low-income jobs that cannot be done from home, to be living in larger households in densely populated areas, and to utilize public or shared modes of transportation.

Despite being at increased risk of exposure to the virus, people of color did not have markedly higher testing rates compared to White patients and were more likely to be positive when tested and to require a higher level of care at the time they tested positive for COVID-19. These findings suggest that people of color may face increased barriers to testing that contribute to delays in them obtaining testing until they are in more serious condition compared to White patients. Other [research](#) suggests that people of color may face longer wait and travel times to access testing and have more limited access to testing within their neighborhood. Moreover, people of color are more likely to be [uninsured](#) and to face other barriers to health care, which may contribute to delays in obtaining testing or treatment. The findings from this analysis may understate barriers to testing as they represent active patients who are already connected to a health care system. Individuals who are not connected to a health system or provider may face further barriers to testing and care.

The findings build on previous studies that show people of color are at significantly increased risk for hospitalization and death due to COVID-19 and that these disparities persist after controlling for sociodemographic characteristics and underlying health conditions. These findings, in part, reflect their higher infection rates and [higher rates of underlying health conditions](#) that increase their risk of experiencing serious illness if they are infected with the



virus. They also may reflect increased barriers to care, which can result in them delaying care and ultimately experiencing more serious conditions. However, this analysis further shows that racial disparities persist among patients who tested positive for COVID-19 after controlling for age, sex, social vulnerability, and comorbidities. Given that [a wide body of research](#) has demonstrated that racial health disparities are not driven by biologic differences, this finding suggests that there are other ways racism and discrimination may be negatively affecting COVID-19 health outcomes that are not captured by these measures. For example, research shows that people of color receive [poorer quality of care](#). It also shows that the [health care system's](#) historic mistreatment and abuse of communities of color and ongoing bias and discrimination among providers contribute to negative patient experiences and mistrust of the health care system. Research further suggests that chronic exposure to racism and discrimination create physiological or hormonal responses that negatively affect health (i.e., [weathering](#)).

In sum, consistent with a [growing body of research](#), these findings show that people of color are bearing a disproportionate burden of negative health outcomes related to the COVID-19 pandemic at every stage – rates of infection, access to testing, and severity of illness and death. Other analysis also shows that the pandemic is taking a [larger economic toll](#) on people of color. While these disparities, in part, reflect social and economic inequities and underlying differences in health, the findings also show that they are not fully explained by these differences. Together, the findings point to the importance of considering health equity in COVID-19 response and relief efforts and health care more broadly, and, in particular, improving access to testing before individuals develop severe illness in order to slow the spread of infections. They also illustrate the importance of efforts to address disparities considering a wide array of factors both within and beyond the health care system and addressing structural and systemic racism and discrimination as root causes. These efforts will be key for narrowing the disparate effects of COVID-19, ensuring equitable distribution of treatments and a vaccine as they are developed, and preventing widening disparities in health care more broadly looking forward.

## Methods

The analysis is based on EHRN and KFF analysis of data from the Epic health record system, which includes data for patients from 53 health systems representing 300 hospitals across 21 states. Overall, the system includes data for roughly 55 million active patients. Active patients include those who have interacted with the health system in the past two years, as indicated by either a face-to-face visit or an order placed in their chart. The analysis was restricted to the 89% of active patients who had known race/ethnicity, resulting in a total of roughly 50 million active patients included in the analysis.

The analysis presents findings for Black, Hispanic, Asian, and White patients. Due to data limitations, we do not present findings for smaller population groups, including AIAN and NHOPI patients, or people who report multiple races. As availability of data for smaller population groups increase over time, it may allow for future analysis focused on the experiences of these populations.

We examined testing, infection, hospitalization, and death rates related to COVID-19 among active patients. In addition, we identified the level of care required at the time a patient tested positive for COVID-19 by race and ethnicity.

Further, we performed statistical analysis using data from 332,956 people who tested positive for COVID-19 to examine increased risk of hospitalization and death for Black, Hispanic, and Asian patients relative to White patients after controlling certain sociodemographic characteristics and health conditions known to increase risk of illness and death.

Specifically, we controlled for age, sex, and health conditions that a previous [EHRN analysis](#) had identified as being significantly associated with higher risk of hospitalization and death. These conditions included hypertension, diabetes, heart failure, chronic obstructive pulmonary disease (COPD), cerebrovascular disease or stroke, and obesity. The prior EHRN analysis also suggested a significant risk for patients who were immunocompromised. However, that condition was not included in the model due to continued refinements in the definition of an immunocompromised state. In addition, we controlled for social vulnerability based on where each person lives, using the CDC's [Social Vulnerability Index](#). The CDC's Social Vulnerability Index identifies the level of social vulnerability associated with a census area based on 15 social factors, including poverty, income, employment, education, age, household composition, housing, transportation, and racial/ethnic distribution. It was developed to help public health officials and emergency response planners identify and map the communities that will most likely need support before, during, and after a hazardous event. Statistical controls were performed using Cox Proportional Hazards models using 95% confidence intervals.

*Lily Rubin-Miller, MPH, Christopher Alban, MD, MBA and Sean Sullivan, MS, MPH are with the Epic Health Research Network. Samantha Artiga, MHA is with KFF.*

Document Date: September 15, 2020

Data Date: July 31, 2020

Check for [updates](#) at:

<https://ehrn.org/wp-content/uploads/covid-19-racial-disparities-testing-infection-hospitalization-death.pdf>